



CHURCHILL




Isla



The contemporary and intricate Isla design is inspired by shapes and textures found along the seashore. Featured on a comprehensive range of tableware shapes and beverage items, the modern yet graceful Isla embossment is reminiscent of the coastline. Colour enhances the Isla range in a stunning Raku pooling effect and hand applied accent colours in Ocean Blue and Shale Grey.





# Inspired by the shoreline

The distinctive and elegant Isla embossment emulates the natural beauty and patterns of the coast. An intricate and stylish design that does not compromise on durability and performance.



# Contemporary and graceful for premium or relaxed dining

Enhanced with colour, the intricate Isla embossment intensifies with the addition of Shale Grey and Ocean Blue. A striking Raku pooling effect combines with the embossment to create premium feature pieces. Statement coloured items complement the full white embossed range or work independently as stand alone pieces.





# Conference and banqueting

Isla is available in a comprehensive range of tableware shapes and beverage, including presentation plates and footed plates for ease during service. Designed for large scale dining events, the range is lightweight, designed to stack with long lasting durability and strength.





**NEW COLOUR**

**Code: ANIS**



EMBOSSED DESIGN



EACH PIECE IS UNIQUE



HAND DECORATED



Presentation Plate  
**ANISIP121**  
 30.5cm 12"  
 CTN QTY 12



Footed Plate  
**ANISIF581**  
 27.6cm 10 7/8"  
 CTN QTY 12



Plate  
**ANISIP8 1**  
 21cm 8 1/4"  
 CTN QTY 12



Plate  
**ANISIP651**  
 17cm 6 5/8"  
 CTN QTY 12



Deep Coupe Plate  
**ANISID271**  
 28.1cm 11"  
 H: 3.7cm  
 CTN QTY 12



Deep Coupe Plate  
**ANISID251**  
 25.5cm 10"  
 H: 3.5cm  
 CTN QTY 12



Wide Rim Bowl  
**ANISIWBL1**  
 28cm 11"  
 46.8cl 16.5oz  
 CTN QTY 12



Wide Rim Bowl  
**ANISIWBM1**  
 24cm 9 1/2"  
 28.4cl 10oz  
 CTN QTY 12

**Code: RKTB/RKBQ**



EMBOSSED DESIGN



EACH PIECE IS UNIQUE



HAND DECORATED



Topaz Blue Deep Coupe Plate  
**RKTBD271**  
 28.1cm 11"  
 H: 3.7cm  
 CTN QTY 12



Topaz Blue Deep Coupe Plate  
**RKTBD251**  
 25.5cm 10"  
 H: 3.5cm  
 CTN QTY 12



Quartz Black Deep Coupe Plate  
**RKBQID271**  
 28.1cm 11"  
 H: 3.7cm  
 CTN QTY 12



Quartz Black Deep Coupe Plate  
**RKBQID251**  
 25.5cm 10"  
 H: 3.5cm  
 CTN QTY 12

★ Covered by Churchill 5 Year Edge Chip Warranty



Code: OCIS



EMBOSSED DESIGN



EACH PIECE IS UNIQUE




HAND DECORATED



Presentation Plate  
 ○ OCISIP121  
 30.5cm 12"  
 CTN QTY 12



Footed Plate  
 ○ OCISIF111  
 30.5cm 12"  
 CTN QTY 12



Footed Plate  
 ○ OCISIF581  
 27.6cm 10 7/8"  
 CTN QTY 12



Footed Plate  
 ○ OCISIF101  
 26.1cm 10 1/4"  
 CTN QTY 12



Footed Plate  
 ○ OCISIF9 1  
 23.4cm 9 1/4"  
 CTN QTY 12



Plate  
 ○ OCISIP8 1  
 21cm 8 1/4"  
 CTN QTY 12



Plate  
 ○ OCISIP651  
 17cm 6 5/8"  
 CTN QTY 12



Deep Coupe Plate  
 ○ OCISID271  
 28.1cm 11"  
 H: 3.7cm  
 CTN QTY 12




Deep Coupe Plate  
 ○ OCISID251  
 25.5cm 10"  
 H: 3.5cm  
 CTN QTY 12



Deep Coupe Plate  
 ○ OCISID221  
 22.5cm 8 7/8"  
 H: 2.7cm  
 CTN QTY 12



Wide Rim Bowl  
 ○ OCISIWBL1  
 28cm 11"  
 46.8cl 16.5oz  
 CTN QTY 12



Wide Rim Bowl  
 ○ OCISIWBM1  
 24cm 9 1/2"  
 28.4cl 10oz  
 CTN QTY 12



★ Covered by Churchill 5 Year Edge Chip Warranty



CHURCHILL®



Code: SHIS



Presentation Plate  
**SHISIP121**  
 30.5cm 12"  
 CTN QTY 12



Footed Plate  
**SHISIF111**  
 30.5cm 12"  
 CTN QTY 12



Footed Plate  
**SHISIF581**  
 27.6cm 10 7/8"  
 CTN QTY 12



Footed Plate  
**SHISIF101**  
 26.1cm 10 1/4"  
 CTN QTY 12



Footed Plate  
**SHISIF9 1**  
 23.4cm 9 1/8"  
 CTN QTY 12



Plate  
**SHISIP8 1**  
 21cm 8 1/2"  
 CTN QTY 12



Plate  
**SHISIP651**  
 17cm 6 5/8"  
 CTN QTY 12



Deep Coupe Plate  
**SHISID271**  
 28.1cm 11"  
 H: 3.7cm  
 CTN QTY 12



Deep Coupe Plate  
**SHISID251**  
 25.5cm 10"  
 H: 3.5cm  
 CTN QTY 12



Deep Coupe Plate  
**SHISID221**  
 22.5cm 8 7/8"  
 H: 2.7cm  
 CTN QTY 12



Wide Rim Bowl  
**SHISIWBL1**  
 28cm 11"  
 46.8cl 16.5oz  
 CTN QTY 12



Wide Rim Bowl  
**SHISIWBM1**  
 24cm 9 1/2"  
 28.4cl 10oz  
 CTN QTY 12



★ Covered by Churchill 5 Year Edge Chip Warranty



























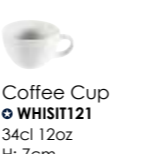



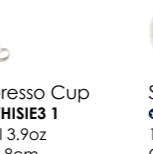










CHURCHILL®



**NEW ADDITIONS**

Code: WHIS



- |  |  |   |  |   |   |  |  |
|--|--|---|--|---|---|--|--|
| <br>Presentation Plate<br>◉ WHISIP121<br>30.5cm 12"<br>CTN QTY 12   | <br>Footed Plate<br>◉ WHISIF111<br>30.5cm 12"<br>CTN QTY 12   | <br>Footed Plate<br>◉ WHISIF581<br>27.6cm 10 7/8"<br>CTN QTY 12  | <br>Footed Plate<br>◉ WHISIF101<br>26.1cm 10 1/4"<br>CTN QTY 12                     | <br>Footed Plate<br>◉ WHISIF9 1<br>23.4cm 9 1/4"<br>CTN QTY 12                             | <br>Plate<br>◉ WHISIP8 1<br>21cm 8 1/2"<br>CTN QTY 12  | <br>Plate<br>◉ WHISIP651<br>17cm 6 1/2"<br>CTN QTY 12   | <br>Deep Coupe Plate<br>◉ WHISID271<br>28.1cm 11"<br>H: 3.7cm<br>CTN QTY 12   |
| <br>Deep Coupe Plate<br>◉ WHISID251<br>25.5cm 10"<br>H: 3.5cm<br>CTN QTY 12  | <br>Deep Coupe Plate<br>◉ WHISID221<br>22.5cm 8 7/8"<br>H: 2.7cm<br>CTN QTY 12   | <br>Organic Round Plate<br>WHISIO111<br>28.6cm 11 1/4"<br>CTN QTY 12  | <br>Organic Round Plate<br>WHISIO101<br>26.4cm 10 3/4"<br>CTN QTY 12               | <br>Organic Round Plate<br>WHISIO8 1<br>21cm 8 1/4"<br>CTN QTY 12                         | <br>Pasta Bowl<br>◉ WHISIPP81<br>30.8cm 12 1/8"<br>87.5cl 30.5oz<br>CTN QTY 12                      | <br>Wide Rim Bowl<br>◉ WHISIBL1<br>28cm 11"<br>46.8cl 16.5oz<br>CTN QTY 12                     | <br>Wide Rim Bowl<br>◉ WHISWBM1<br>24cm 9 1/2"<br>28.4cl 10oz<br>CTN QTY 12  |
| <br>Rimmed Bowl<br>◉ WHISIBS1<br>24.9cm 9 7/8"<br>50cl 17.5oz<br>CTN QTY 12   | <br>Oatmeal Bowl<br>◉ WHISIPB1<br>17cm 6 5/8"<br>25.6cl 9oz<br>CTN QTY 12   | <br>Chefs' Oblong Plate<br>WHISIO141<br>35.5 x 18.9cm<br>13 3/4" x 7 3/8"<br>CTN QTY 6                       | <br>Chefs' Oblong Plate<br>WHISIO111<br>29.5 x 15cm<br>11 3/4" x 6"<br>CTN QTY 12 | <br>Chefs' Triangle Plate<br>WHISIC351<br>35.5 x 18.8cm<br>13 3/4" x 7 3/8"<br>CTN QTY 6 | <br>Chefs' Triangle Plate<br>WHISIC301<br>30.4 x 20.5cm<br>12 x 8"<br>CTN QTY 6                    | <br>Consomme Bowl<br>◉ WHISIBL1<br>36cl 12.6oz<br>CTN QTY 6<br><small>(Fits WH FS6 1)</small> | <br>Stacking Cup<br>◉ WHISIC81<br>22cl 8oz<br>H: 7cm<br>Dia: 8.5cm<br>CTN QTY 12                                      |
| <br>Coffee Cup<br>◉ WHISIT121<br>34cl 12oz<br>H: 7cm<br>Dia: 10.5cm<br>CTN QTY 12                                       | <br>Tea Cup<br>◉ WHISIT8 1<br>22cl 8oz<br>H: 6.5cm<br>Dia: 9.5cm<br>CTN QTY 12  | <br>Saucer<br>◉ WHISIM 1<br>15cm 5 7/8"<br>CTN QTY 12<br><small>(Fits WHISIC81, WHISIT121, WHISIT81)</small> | <br>Stacking Espresso Cup<br>◉ WHISISC31<br>9cl 3oz<br>H: 5.3cm<br>Dia: 6cm       | <br>Espresso Cup<br>◉ WHISIE3 1<br>11cl 3.9oz<br>H: 5.8cm<br>Dia: 6.4cm<br>CTN QTY 6     | <br>Saucer<br>◉ WHISISS 1<br>12.8cm 5"<br>CTN QTY 12<br><small>(Fits WHISISC31, WHISIE3 1)</small> | <br>Mug<br>◉ WHISIM121<br>34cl 12oz<br>H: 11cm<br>Dia: 10.6cm<br>CTN QTY 12                   | <br>Beverage Pot<br>WHISIT301<br>85.2cl 30oz<br>H: 15cm<br>CTN QTY 4<br><br>Replacement Lid<br>WHISL30 1<br>CTN QTY 6 |
| <br>Beverage Pot<br>WHISIT151<br>42.6cl 15oz<br>H: 10.5cm<br>CTN QTY 4<br><br>Replacement Lid<br>WHISL15 1<br>CTN QTY 6 | <br>Stainless Steel Tea Filter<br>SS TF 1<br>H: 7.2cm 2 7/8"<br>Dia: 6cm 2 1/4"<br>CTN QTY 4<br><br><small>(Fits WHISIT151)</small> | <br>Jug<br>WHISIU81<br>22.7cl 8oz<br>H: 7cm<br>CTN QTY 4   | <br>Jug<br>WHISIU41<br>11.4cl 4oz<br>H: 5.5cm<br>CTN QTY 4                        | <br>Jug<br>WHISIU21<br>5.6cl 2oz<br>H: 4.4cm<br>CTN QTY 12                               | <br>Open Sugar Bowl<br>◉ WHISIGR1<br>22.7cl 8oz<br>H: 6.2cm<br>Dia: 9.8cm<br>CTN QTY 12            | <br>Optional Lid (Plain)<br>WH SSLD1<br>CTN QTY 12  |  |






**NEW ADDITIONS**

Code: GLBL



**NEW SHAPE**



Organic Glass Plate  
**GLBLOP291**  
29.5cm 11 1/4"  
CTN QTY 6



Organic Glass Plate  
**GLBLTP11**  
22.5cm 8 3/4"  
CTN QTY 6



Organic Oval Glass Platter  
**GLBLTO11**  
30 x 16.2cm  
11 1/4 x 6 3/8"  
CTN QTY 6

**NEW SHAPE**



Organic Glass Bowl  
**GLBLOB241**  
24.5cm 9 5/8"  
110cl 37oz  
CTN QTY 6



Organic Glass Bowl  
**GLBLTB21**  
21cm 8 1/4"  
60cl 21oz  
CTN QTY 6



Organic Glass Bowl  
**GLBLTB11**  
17cm 6 1/2"  
26.5cl 9.3oz  
CTN QTY 6





- ✓ BS EN ISO 8442-2:1998
- ✓ Food Safe and Corrosion Resistant
- ✓ Dishwasher Safe
- ✓ Exclusive Churchill Design
- ✓ Highly Polished Finish
- ✓ Superior Strength
- ✓ Service Excellence
- ✓ Product Continuity



## ISLA Cutlery

Styled on the Tanner shape, Isla is a statement design featuring a textured embossment. Inspired by the shoreline and the Churchill Isla tableware, Isla cutlery is modern, delicate and suitable for both formal and casual dining settings. The surface creates shadows and highlights, accentuating the form and inviting diners to explore it's tactile appearance.



Table Fork  
**IS TAFO1**  
20.7cm  
4mm  
CTN QTY 12



Table Knife  
**IS TAKN1**  
23.6cm  
8mm  
CTN QTY 12



Steak Knife  
**IS STKN1**  
23.6cm  
8mm  
CTN QTY 12



Table Spoon  
**IS TASP1**  
20.6cm  
4mm  
CTN QTY 12



Dessert Fork  
**IS DEFO1**  
18.2cm  
3.5mm  
CTN QTY 12



Dessert Knife  
**IS DEKN1**  
21cm  
7.5mm  
CTN QTY 12



Dessert Spoon  
**IS DESP1**  
18.2cm  
3.5mm  
CTN QTY 12



Cake Fork  
**IS CAFO1**  
13.6cm  
2.5mm  
CTN QTY 12



Fish Knife  
**IS FIKN1**  
20.5cm  
3.5mm  
CTN QTY 12



Soup Spoon  
**IS SOSP1**  
17cm  
3.5mm  
CTN QTY 12



Teaspoon  
**IS TESP1**  
13.6cm  
2.5mm  
CTN QTY 12



Demitasse Spoon  
**IS DMSP1**  
11cm  
2.5mm  
CTN QTY 12

# ISLA CERAMIC FEATURES & BENEFITS

## Super Vitrified Body

Super Vitrified is a vitreous body that does not absorb moisture, it is more hygienic and has better heat retention properties. Its high resistance to thermal shock helps reduce breakages and provides superior strength.

## Superior Glaze Finish

Protected by our ecoglaze, a high performance glaze that enhances product performance, prolonging the life of the product, improving stain and metal mark resistance and durability.

## Decorated Items

Ocean blue and shale grey coloured items are decorated individually by hand, which makes each piece unique. Topaz blue and quartz black pooling effect is achieved with a reactive print. Each piece is unique as it acquires texture and colour through random and spontaneous effects.

## Underglaze Decoration

Colour is positioned underglaze, this creates a protective layer to add lasting durability and improve performance during service use.

## Footed Plates

Key plate sizes have a foot which is an essential requirement for banqueting. Elevated from the table, easy to carry and transport, allowing air to flow when stacked.

## Fully Glazed Base on all Flatware

Prevents damage when stacking.

## Improved Face Profile

A defined rim edge to improve food presentation.

## Strong & Streamlined

Lightweight, attractive product with a rolled edge that is more than capable in any back of house environment.

## 5 Year Edge Chip Warranty

Covered by our 5 Year Edge Chip Warranty. 🇬🇧 Denotes items covered by the warranty.

## Microwave & Dishwasher Safe

# ISLA CUTLERY FEATURES & BENEFITS

## Design Innovation

Exclusively design in-house at our UK studio.

## Perfect Partner to Churchill's Ceramics

Designed to complement the extensive Churchill ceramic portfolio.

## High Polished Finish

Polished to an exceptional, high mirror finish.

## Finest Quality 18/10 Stainless Steel

Manufactured in high quality 18/10 Stainless steel.

## Tested to British Quality Standards

Tested to BN EN ISO 8442-2:1998 (Food safety, corrosion resistance, hardness of knife blades)

## Dishwasher Safe

Tested to withstand a hospitality dishwasher environment.

## Service & Stock

Stocked in our UK based warehouse, with all the benefits of the Churchill continuity and service promise.

## Environmentally Friendly

All packaging is fully recyclable.

## Gauge

The gauge of our ranges are selected for practicality and strength.

\*Gauge is measured at the neck of the piece '+' indicates the gauge increases further down the handle.

## Designed For The Hospitality Industry

Specifically designed to enhance the hospitality dining environment with durability, comfort and style.

# ISLA GLASS FEATURES & BENEFITS

## Design Innovation

Exclusively designed in-house by Churchill in the UK.

## Perfect Partner to Churchill's Ceramics

Designed to complement the extensive Churchill ceramic portfolio.

## Tested to British and European Quality Standards

Food Safety tested (EU 2005/31/EC).

## Dishwasher Safe

Tested to withstand a hospitality dishwasher environment. Dishwasher tested (BE EN 12875-4).

## Service & Stock

Stocked in our UK warehouse, with all of the benefits of Churchill continuity and service promise.

## Environmentally Friendly

Both the glass and the packaging are fully recyclable.

## Designed for the Hospitality Industry

Designed in a 6mm thickness for extra durability and strength to enhance the hospitality dining environment.





# CHURCHILL<sup>®</sup>

**churchill1795.com**

**@churchill1795**

**f churchill1795**

**@churchill\_1795**

**Tel: +44 (0) 1782 577 566**

**Fax: +44 (0) 1782 524 355**

**email: info@churchill1795.com**

---

## **HEAD OFFICE & STOKE SHOWROOM**

No. 1 Marlborough Way  
Tunstall  
Stoke-on-Trent  
ST6 5NZ

## **LONDON SHOWROOM**

Business Design Centre  
Suite 102  
52 Upper Street  
Islington  
London  
N1 0QH

## **MADRID SHOWROOM**

Calle Princesa No 2  
7ta Planta  
Puertas 4 y 5  
Madrid 28008  
España  
Tel: 910 004 929

In the printing of this brochure, every effort has been made to ensure perfect reproduction of product colours, but due to printing limitations, they may not be an exact match to the actual product.

